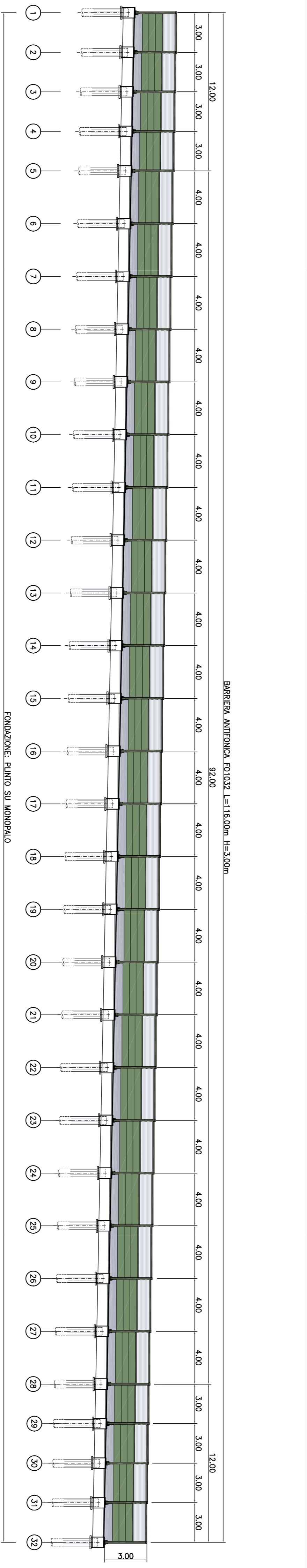
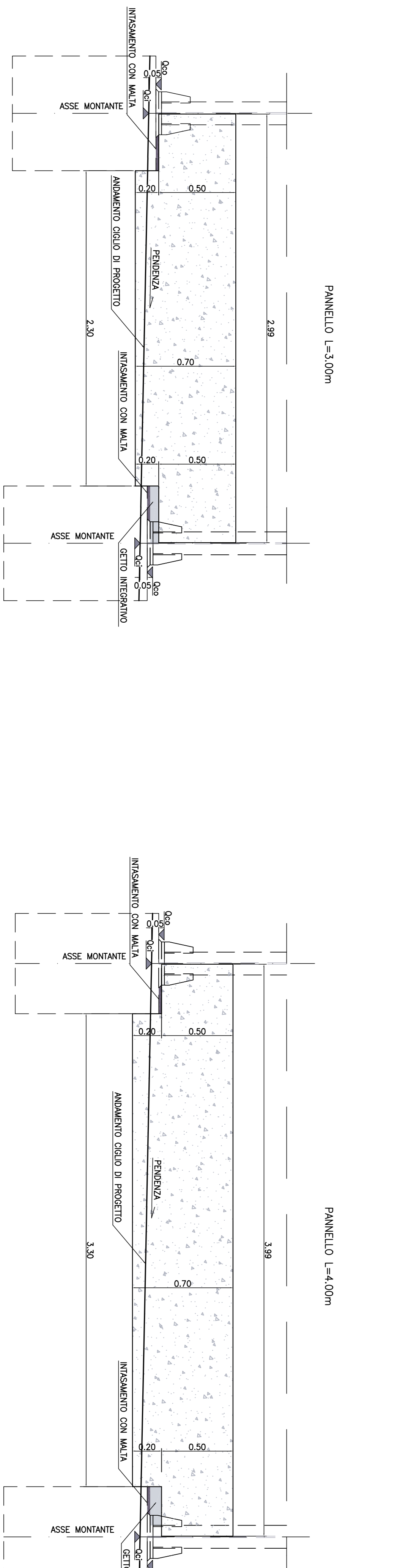


PROSPETTO TIPO (1:200)

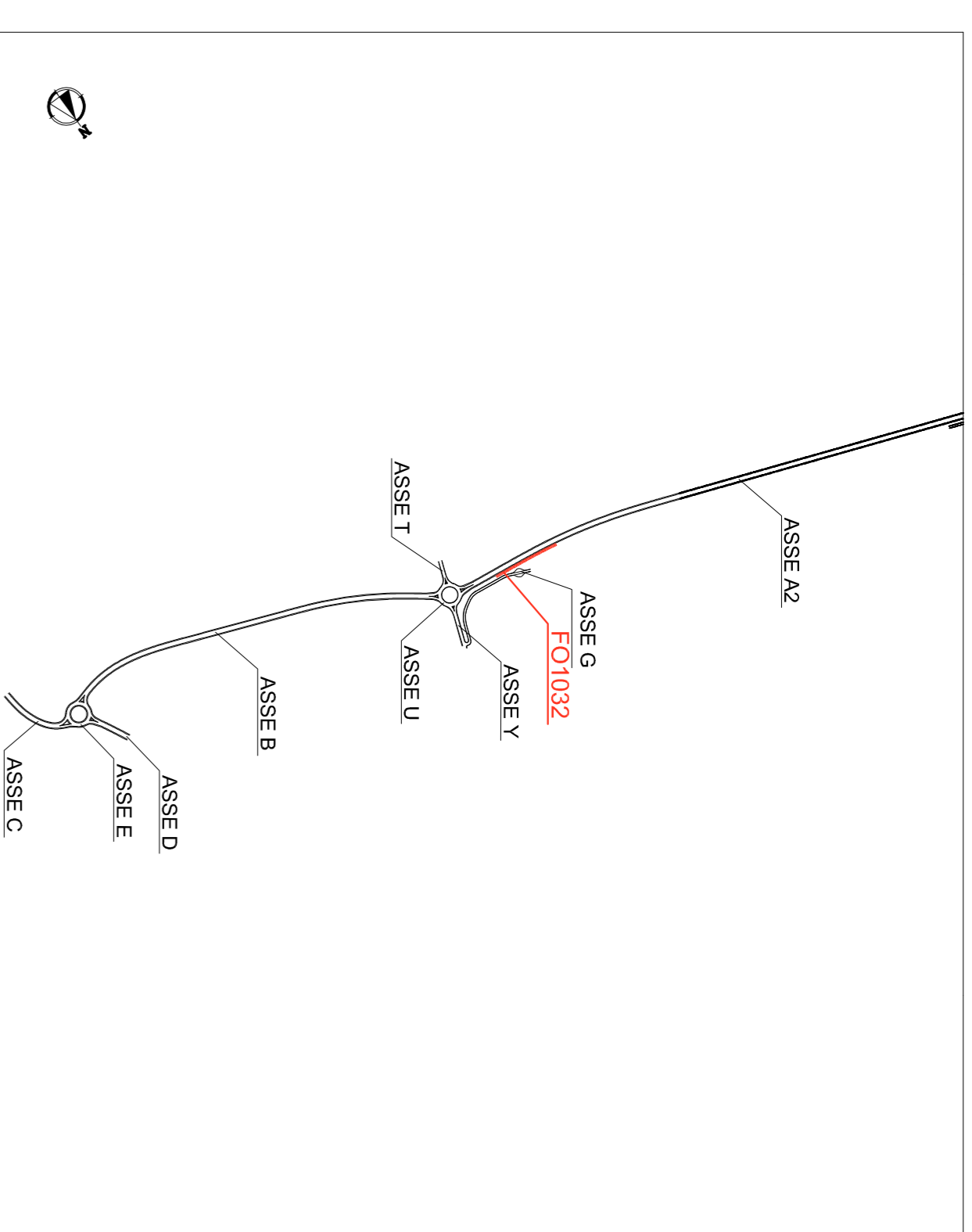


NOTE: PER LE QUOTE DEI COLI E LE QUOTE DELLA TESTA DEI CORPOI VEDI TABELLA TRACCIAMENTO

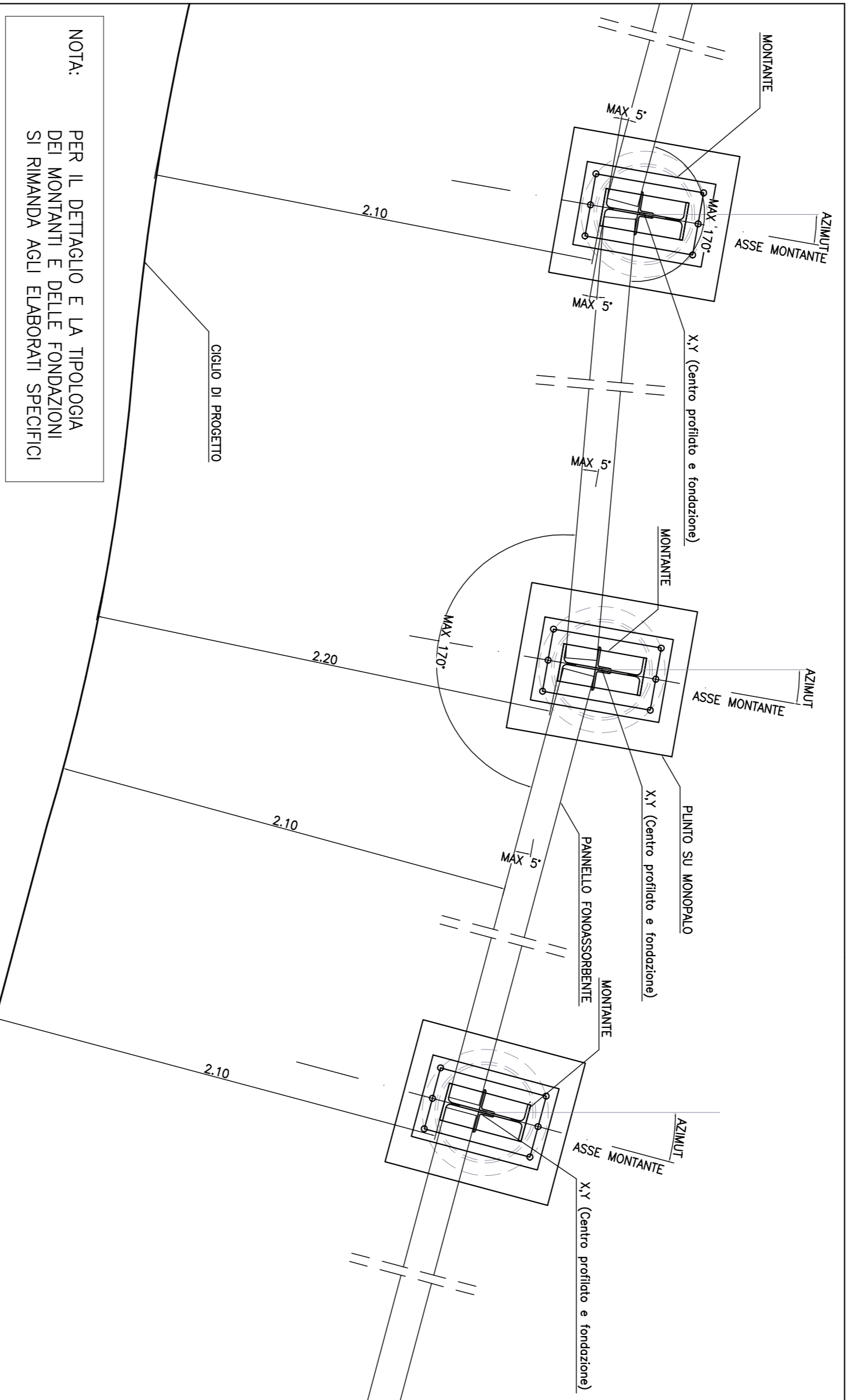
DETTAGLIO PANNELLO IN CLS ARMATO (1:20)



KEY-PLAN



DETTAGLIO POSIZIONAMENTO PLANIMETRICO PANNELLI (1:20)



DETTAGLIO PROSPETTO PANNELLI (1:50)

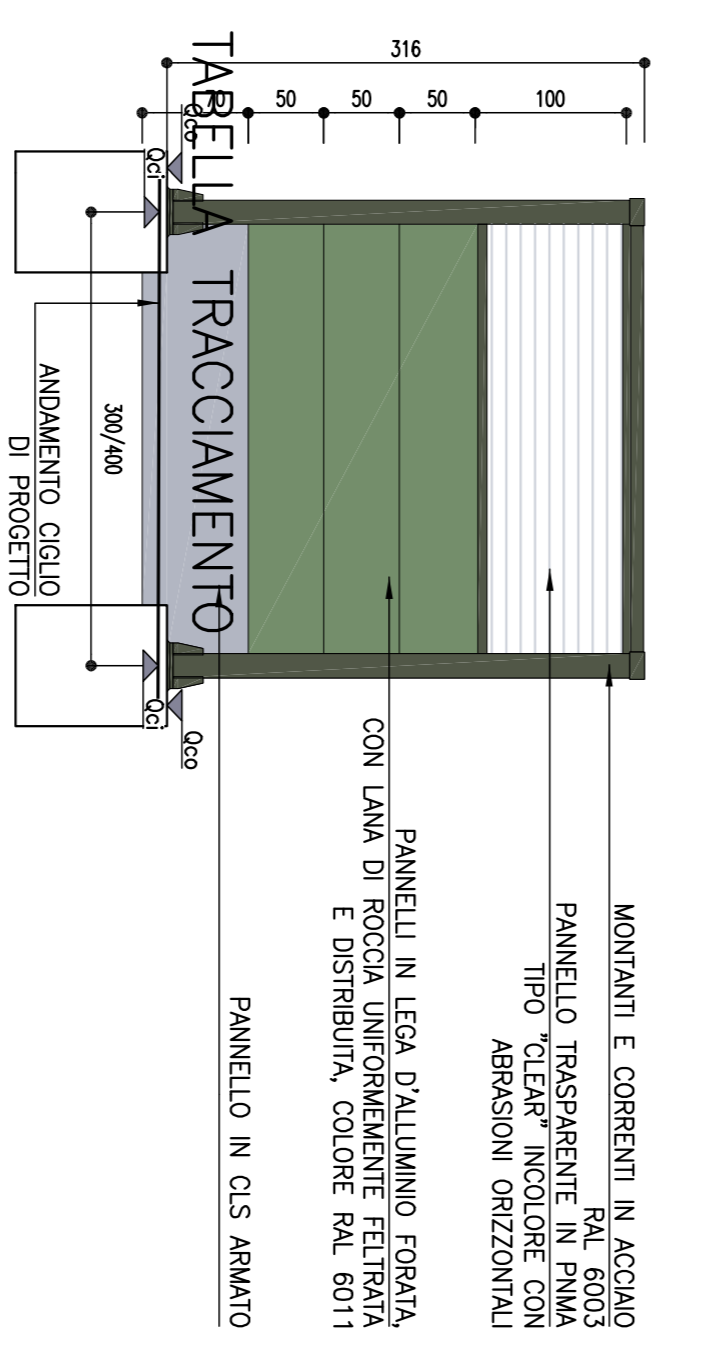
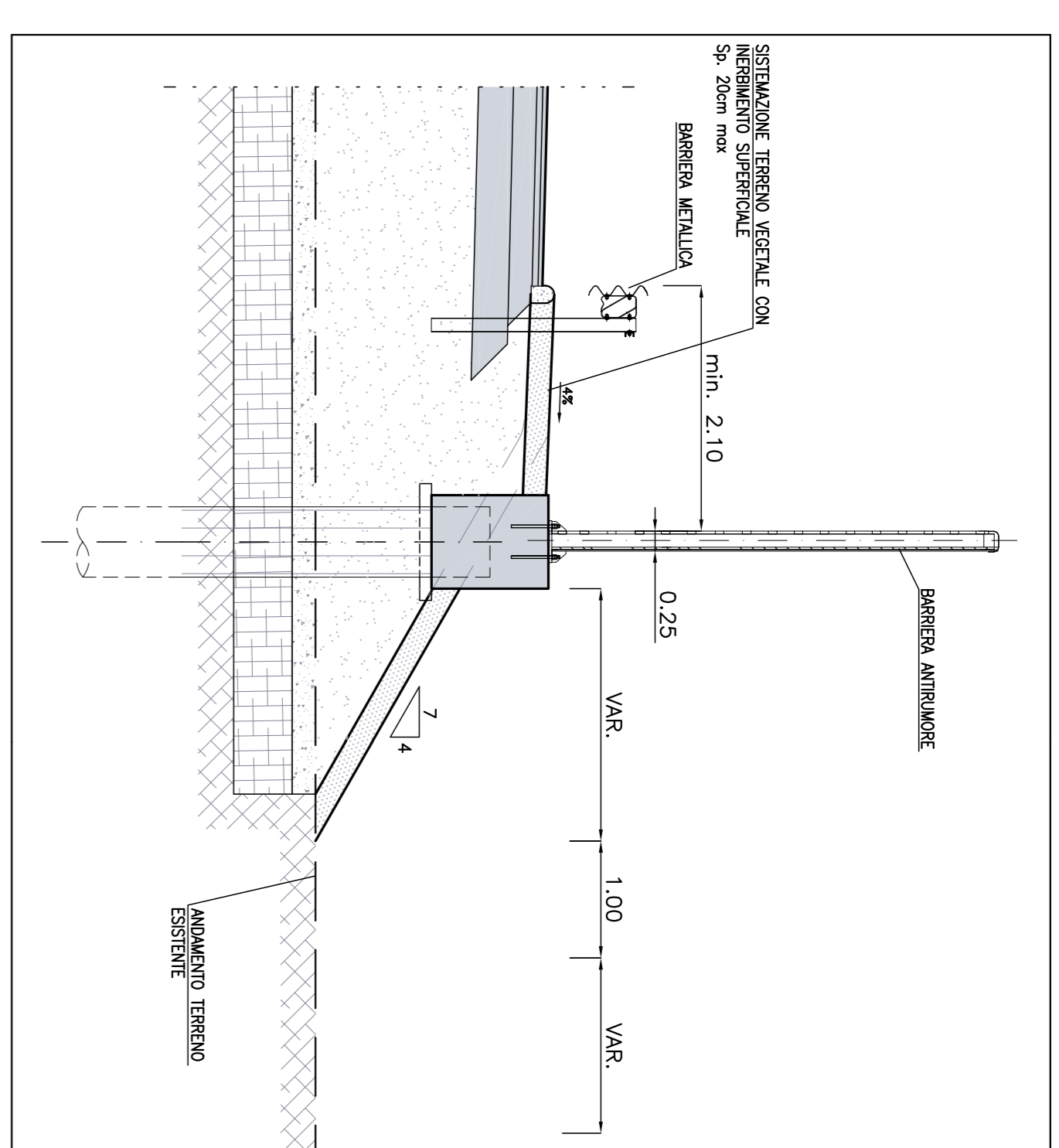


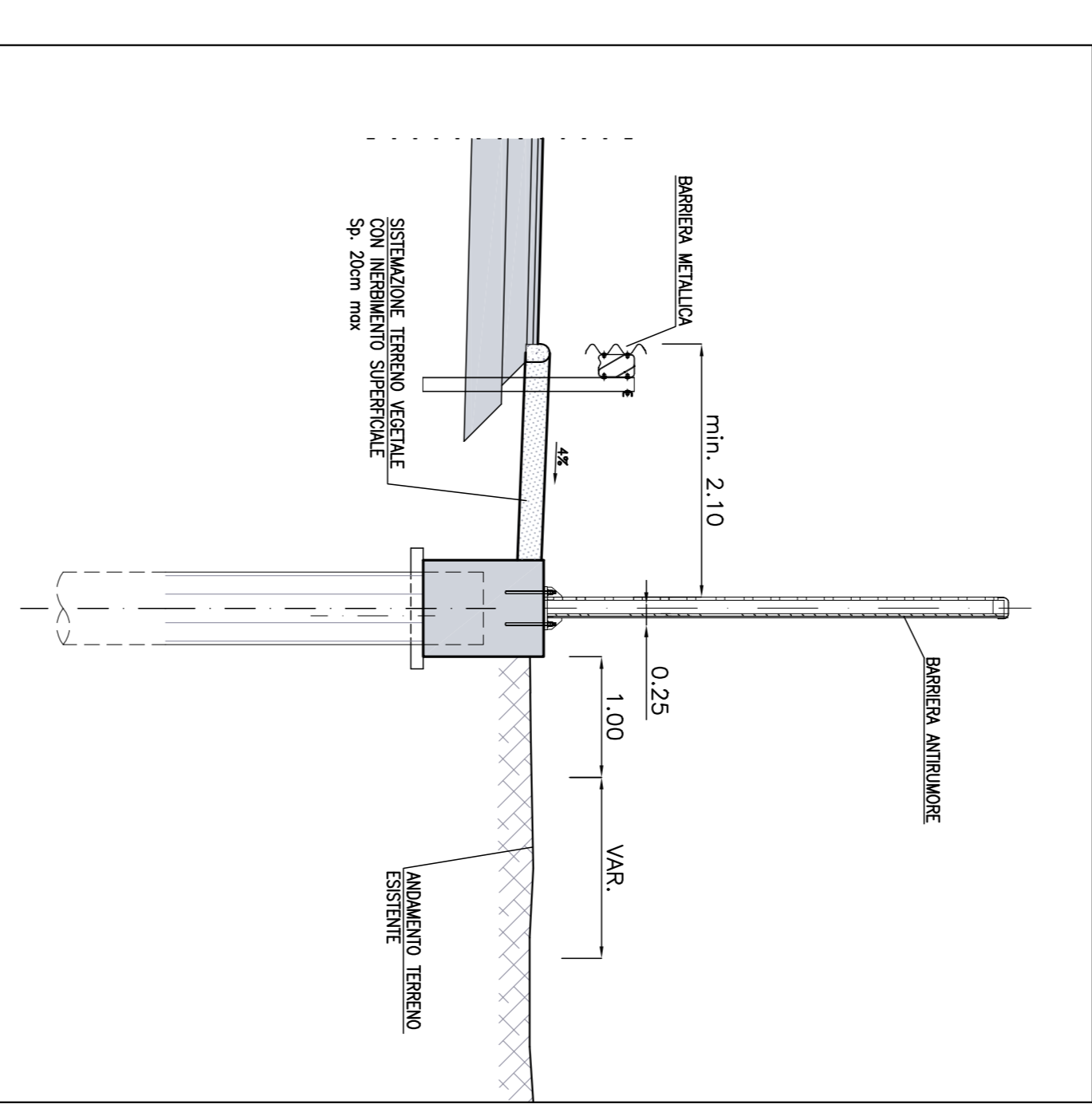
TABELLA TRACCIAMENTO

MONTEANTE	PK	QUOTA CORDO (cso)	QUOTA CORPOIO (cso)	COORDINATA X	COORDINATA Y	AZIMUT
1	0	8,11	8,16	2382867,7974	4852687,2866	101,5892
2	3	8,05	8,10	2382860,9280	4852686,7466	9,9636
3	6	8,00	8,05	2382863,5836	4852686,2265	9,7711
4	9	7,98	8,01	2382866,6409	4852685,7222	9,4835
5	12	7,92	7,97	2382869,7939	4852685,2275	9,4013
6	16	7,87	7,92	2382873,1475	4852684,5822	9,1678
7	20	7,81	7,86	2382877,6976	4852683,9527	8,9446
8	24	7,77	7,82	2382881,4501	4852683,3382	8,7314
9	28	7,73	7,78	2382885,6048	4852682,7380	8,5294
10	32	7,69	7,74	2382889,5616	4852682,1515	8,3370
11	36	7,65	7,70	2382893,5202	4852681,5978	8,1559
12	40	7,60	7,65	2382897,4806	4852681,0163	7,9846
13	44	7,56	7,61	2382901,4427	4852680,4664	7,8237
14	48	7,52	7,57	2382905,4051	4852680,9271	7,6735
15	52	7,49	7,54	2382909,3682	4852680,3892	7,5238
16	56	7,43	7,47	2382913,3317	4852680,8502	7,3815
17	60	7,42	7,43	2382917,2903	4852680,3670	7,2415
18	64	7,38	7,38	2382921,2725	4852680,8638	7,1143
19	68	7,34	7,30	2382925,2416	4852681,3678	7,0749
20	72	7,31	7,26	2382929,2116	4852681,8783	6,9807
21	76	7,29	7,24	2382933,1822	4852682,3866	6,9081
22	80	7,26	7,21	2382937,1535	4852682,9159	6,8398
23	84	7,23	7,18	2382941,1252	4852683,4447	6,7819
24	88	7,21	7,16	2382945,0975	4852684,0000	6,7323
25	92	7,18	7,13	2382949,0701	4852684,5037	6,6959
26	96	7,16	7,11	2382953,0429	4852685,0378	6,6646
27	100	7,14	7,10	2382957,0158	4852685,5738	6,6346
28	104	7,12	7,10	2382960,9890	4852686,1110	6,6139
29	107	7,11	7,10	2382964,9688	4852686,7040	6,6046
30	110	7,10	7,10	2382968,9487	4852687,2827	6,6046
31	113	7,10	7,10	2382972,9285	4852688,0087	6,6046
32	116	7,08	7,14	2382972,9084	4852681,7226	6,6046

SEZIONE TIPO IN RILEVATO (1:50)



SEZIONE TIPO A PIANO CAMPAGNA (1:50)



autostrade // per l'Italia

AUTOSTRADA (A14) : BOLOGNA-BARI-TARANTO
TRATTO : CATOLICA - FANO

AMPLIAMENTO ALLA TERZA CORSA
DEL TRATTO PIANI NORD-PIEDSAO
OPERE COMPLEMENTARI COMUNI DI FANO

PROGETTO DEFINITIVO
DELLE VARIAZIONI APPORTATE AL PROGETTO APPROVATO

BRETELLA SUD DI FANO
OPERE COMPLEMENTARI
BARRIERE ANTIFONICHE

FO1032: Planimetria, prospetto e dettagli