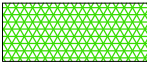



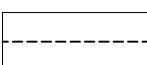
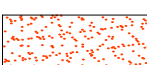


Utilizzazione delle aree - Fili fissi
scala: 1:500

-  Grigliato verde
-  Prato
-  Area per sovrappasso
-  Superficie di massimo ingombro nel lotto singolo
-  Fili fissi congiunti
-  Area soggetta a servitù di accesso

