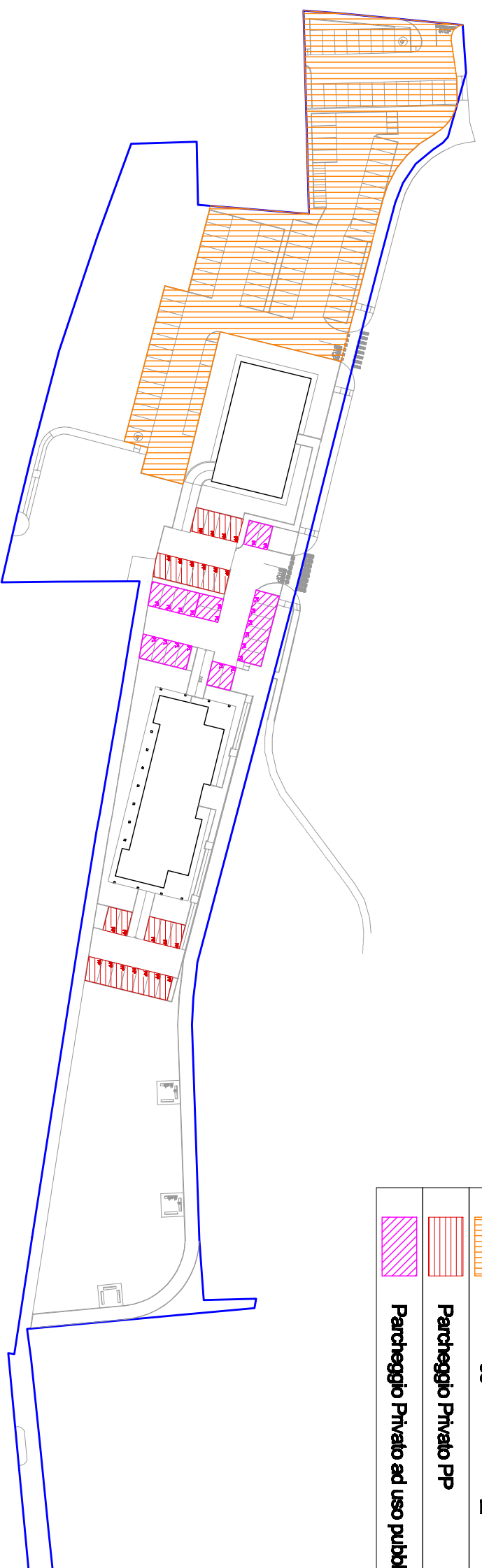



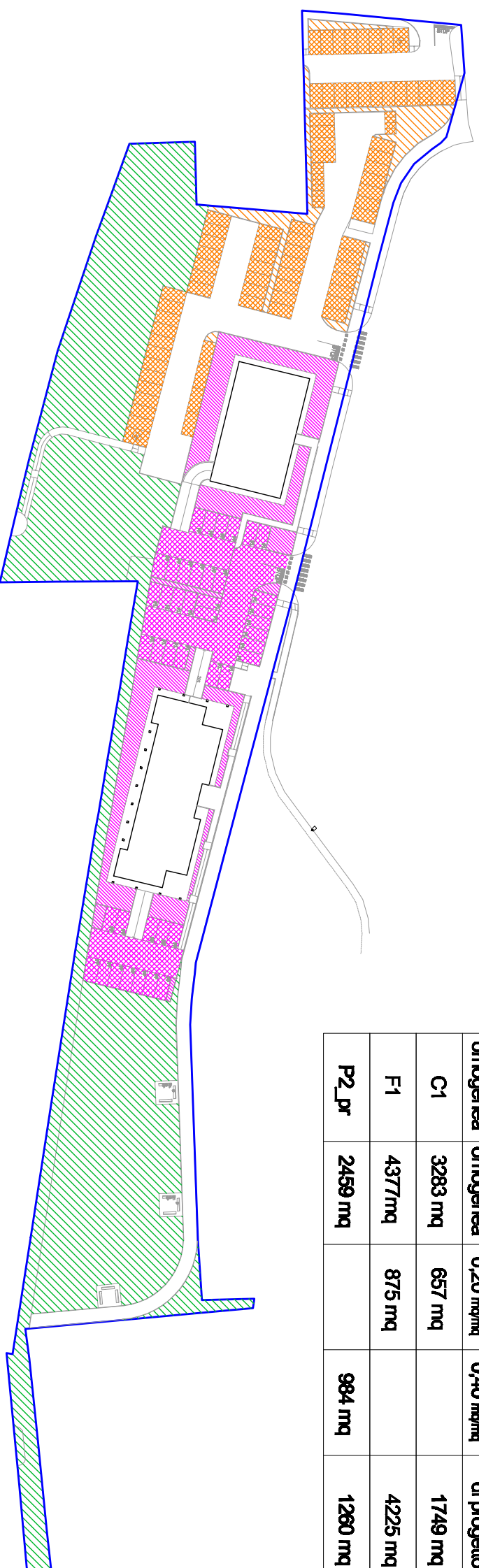


VERIFICA PARCHEGGI



	Parcheggio Pubblico P2_pr	2.459 mq
	Parcheggio Privato PP	278 mq
	Parcheggio Privato ad uso pubblico P1	250 mq

VERIFICA PERMEABILITA'



Zona omogenea omogenea	Sup.Zona omogenea	IPe = 0,20 mq/mq	IPe = 0,40 mq/mq	Sup.Permeabile di progetto	di cui a Verde	di cui a Grigliato
C1	3283 mq	657 mq		1749 mq	745 mq	1004 mq
F1	4377mq	875 mq		4225 mq	4225 mq	
P2_pr	2459 mq		984 mq	1260 mq	257 mq	1003 mq